

Hey there, future road warrior!

I get it, you're dreaming of hitting the open road, living life on your terms, and you're on the hunt for the perfect van to make it happen. No fancy jargon, just real talk - let's dive into what you need to know to pick your dream home-on-wheels.

1. Size Does Matter (But It's Not Everything)

First off, think about size. You want enough room to stretch out, right? But remember, bigger isn't always better. A huge van can be a pain to park and guzzle fuel like there's no tomorrow. Find that sweet spot – a van that's roomy enough for your needs but won't have you sweating bullets when squeezing into tight spots.

Picking the Right Van

Alright, let's get down to the nitty-gritty and talk about some vans that hit the mark in the size department, without breaking the bank. Remember, it's all about finding that Goldilocks zone – not too big, not too small, just right.

1. The Classic: Volkswagen Westfalia Camper

Ah, the VW Camper – it's like the poster child of van life. Compact, yet ingeniously designed with fold-out beds and a mini kitchen. It's perfect for solo travelers or couples. Price-wise, you're looking at around \$15,000 to \$30,000, depending on the condition and age. Yeah, it's a bit of a throwback, but hey, who doesn't love a bit of retro charm?

2. The Reliable Workhorse: Ford Transit

The Ford Transit is like that reliable friend who's always there for you. It comes in various sizes, so you can pick one that fits your life like a glove. Plus, it's super customizable. You're looking at around

\$30,000 to \$40,000 for a decent used model. It's a solid choice if you want something newer without spending a fortune.

3. The Budget-Friendly Option: Dodge Ram Promaster City

If your wallet is feeling a bit light, check out the Dodge Ram Promaster City. It's smaller than some other options, but it's mighty in potential. Perfect for the minimalist traveler, and you can find used models for about \$20,000 to \$25,000. It's like the little engine that could – small, but oh-so-capable.

4. The Spacious Choice: Mercedes Sprinter

Now, if you're craving a bit more space and luxury, the Mercedes Sprinter is your go-to. It's like the deluxe suite of vans – roomy, comfortable, and just screams quality. But luxury comes at a price, right? Expect to shell out \$35,000 to \$50,000 for a used model. It's a bit of a splurge, but for some, it's totally worth it.

5. The Eco-Friendly Pick: Nissan e-NV200 Electric

And for the eco-conscious among us, there's the Nissan e-NV200 Electric. Zero emissions and super compact. It's great for short trips and city dwellers. Price? Around \$25,000 to \$30,000. It's like giving Mother Nature a high-five every time you hit the road.

2. Your Wallet Will Thank You: Fuel Efficiency and Maintenance

Let's talk cold, hard cash. You don't want your van to be a money pit, huh? Fuel efficiency is key, especially if you're planning to cover a lot of miles. And maintenance costs? They can sneak up on you, so choosing a reliable van is like picking a trustworthy travel buddy – super important.

Here's a table showcasing some of the best vans for van life, considering their fuel consumption, price range, and interior space flexibility:

Van Model	Fuel Consumption (MPG)	Price Range (\$)	Space (Interior Flexibility)
Volkswagen Westfalia Camper	Not specified	\$15,000 - \$30,000	Moderate
Ford Transit	14-19	\$30,000 - \$40,000	High
Dodge Ram Promaster City	21-28	\$20,000 - \$25,000	Low
Mercedes Sprinter	14-16	\$35,000 - \$50,000	High
Nissan e-NV200 Electric	N/A (Electric)	\$25,000 - \$30,000	Low

This table gives a quick snapshot of what each van offers in terms of efficiency, cost, and space, helping you make an informed decision based on your priorities and lifestyle needs. Remember, the best van for you is the one that aligns with your travel style, budget, and space requirements. Happy van hunting!



3. Customization is Your Best Friend

Now, the fun part – making it yours! Whether you're a DIY guru or prefer something ready-made, your van's layout should be a reflection of you. A cozy nook to read? A compact kitchen? It's your call. Just remember, the more unique your setup, the more it feels like home.

Customizing your van for the ultimate van life experience is where the real fun begins! Here are some popular customization options along with estimated prices:

1. **Solar Power System:** Harness the power of the sun! A basic solar setup with panels, a charge controller, batteries, and an inverter can cost between \$1,500 and \$3,000. It's a must for off-grid living.
2. **Roof Vent/Fan:** Keep the air fresh and manage temperature. A high-quality roof vent or fan installation can range from \$200 to \$500.

3. **Insulation:** Critical for comfort, especially in extreme climates. Expect to pay \$500 to \$1,000 for materials and installation, depending on the van size and insulation type.
4. **Custom Bed Frame and Mattress:** Comfort is key! A custom bed frame and mattress could set you back \$300 to \$800. The price varies based on materials and design complexity.
5. **Kitchenette:** A basic setup with a small fridge, sink, and portable stove can range from \$1,000 to \$2,000. For a more elaborate setup with built-in appliances, prices can go higher.
6. **Storage Solutions:** Shelving, cabinets, and under-bed storage are essential. DIY solutions can be as low as \$200 to \$500, while custom carpentry might cost \$1,000 or more.
7. **Portable Toilet:** For convenience on the go, a portable toilet costs between \$50 and \$150. A more permanent, built-in option can be upwards of \$500.
8. **Water System:** Includes tanks, pumps, and plumbing for a sink or shower. A basic setup might cost \$300 to \$600. Adding a hot water system increases the cost.
9. **Flooring:** Durable and easy-to-clean flooring options like vinyl or laminate can range from \$200 to \$600, including materials and installation.
10. **Electrical System Upgrades:** For additional outlets, lighting, or upgraded power storage, budget around \$500 to \$1,000.
11. **Heating/Cooling Systems:** Portable heaters and air conditioners start around \$100 to \$300. Built-in systems are more expensive, typically \$500 to \$2,000.
12. **Window Coverings:** Curtains or insulated window coverings for privacy and temperature control can cost \$100 to \$300.

Remember, these are rough estimates, and actual costs can vary based on your specific needs, the quality of materials, and whether you DIY or hire professionals. Customization is all about making your van a true home on wheels, tailored to your lifestyle and comfort! 🚐 🛠️ 🔧

4. Budgeting: Your Van Life Lifeline

I feel you, budgeting is as fun as a flat tire. But it's crucial. There's the van's price, sure, but also think about the cost for any mods or fixes it'll need. Balance your dreams with your wallet – it's a fine line to walk.

Here's a comparison table that outlines the potential cost savings of living in a van versus living in a home or apartment:

Expense	Home/Apartment (Monthly Cost)	Van Life (Monthly Cost)
Rent/Mortgage	\$1,000 - \$2,000	\$0 (assuming van is paid off)
Utilities	\$100 - \$300	\$0 - \$50 (solar power, propane)
Property Taxes	\$150 - \$400	\$0
Maintenance/Repairs	\$100 - \$300	\$50 - \$150
Furniture/Appliances	\$50 - \$200	\$0 (initial setup cost)
Transportation	\$150 - \$300	\$0 (van is the vehicle)
Insurance	\$50 - \$100	\$100 - \$200 (vehicle insurance)

This table highlights the potential monthly savings in various expense categories when living in a van compared to a traditional home or apartment. Keep in mind that van life can significantly reduce or even eliminate certain expenses like rent and property taxes. However, other costs, like vehicle insurance and maintenance, may be higher or unique to van life. The actual savings will vary depending on individual circumstances and lifestyle choices.




5. Reliability: No One Likes Being Stranded

Here's the thing – breakdowns happen, but let's try to avoid them, huh? Do your homework on the van's reliability. You want something that'll last longer than a summer fling. A dependable van is like a good friend – always there when you need it.

Here's a table showing a sample of breakdown costs and repairs that van lifers might encounter:

Item	Estimated Cost (\$)
Engine Repair	\$500 - \$4,000
Transmission Repair	\$1,000 - \$3,500
Brake Replacement	\$200 - \$600
Suspension Work	\$300 - \$1,000

Item	Estimated Cost (\$)
Electrical System Repair	\$100 - \$500
Tire Replacement	\$100 - \$800
Windshield Replacement	\$200 - \$400
Regular Maintenance (Oil Change, etc.)	\$75 - \$200
Solar System Repair/Upgrade	\$200 - \$1,000
Interior Customization/Repairs	\$100 - \$2,000

This table provides an overview of potential costs for various repairs and upgrades that might be needed while living the van life. These costs can vary widely based on the van's make and model, the severity of the issue, and whether you're able to do some of the work yourself. It's important for van lifers to budget for these potential expenses to ensure a smooth journey on the road.   

The Essential Safety Net: Van Insurance for Van Lifers

When you're living the van life, your van isn't just a vehicle – it's your home, your sanctuary, and your ticket to adventure. That's why having the right insurance is more than just a legal necessity; it's your peace of mind.

Why Van Insurance is a Must-Have

Think about it: you're not just protecting a bunch of metal on wheels. You're safeguarding your living space, your belongings, and your freedom. Comprehensive van insurance covers you for theft, accidents, and those unexpected "oops" moments that life throws your way. It can also protect any customizations you've made to your van – from that nifty solar panel setup to your bespoke kitchenette.

Costs and Savings

Now, let's talk money. Insurance costs for van lifers can vary, usually ranging from \$100 to \$200 per month. It might seem like a chunk of your budget, but weigh that against the cost of repairs, replacements, or legal fees without insurance. Not so pricey when you look at it that way, huh?

And here's a pro tip: many insurers offer discounts for things like installing security systems or having a clean driving record. Plus, bundling your van insurance with other policies (like health or travel insurance) can also snag you some sweet savings.

It's Not Just About Your Van

While we're on the topic, don't forget other insurances that are vital for van lifers. Health insurance is a no-brainer – because, well, you're human and stuff happens. Then there's travel insurance, especially if you're crossing borders. It can cover everything from lost belongings to emergency evacuations.

In a Nutshell

Living the van life is all about freedom and adventure, but it also means taking responsibility for your mobile abode. Insurance might not be the most thrilling part of van life planning, but it's definitely one of the smartest. It's about protecting your lifestyle and investment so you can hit the road with confidence. So, do your homework, find the right coverage, and then go out there and live your best van life – worry-free! 🚐 ✨ 🛡️

6. Thinking Ahead: Resale Value

Life's a rollercoaster, and who knows where you'll be in a few years? Think about your van's resale value. It's not just about now, but also about what comes next.

Understanding Resale Value in Live-In Van Conversions

When it comes to live-in van conversions, the topic of resale value is pretty intriguing. It's a bit like art - the value can be subjective, depending on who's looking and what they're looking for. But let's break it down.

The Unique Appeal of Custom Vans

First off, custom van conversions have a unique appeal. They're not just vehicles; they're homes crafted with love, sweat, and often a bit of elbow grease. This personal touch can be a huge selling point. There's a growing community out there who appreciate the charm and uniqueness of a well-done conversion. For them, it's not just about getting from A to B – it's about the journey and the lifestyle.

Factors Influencing Resale Value

However, several factors influence resale value. The make and model of the van, the quality of the conversion, the types of materials used, and how well it's been maintained play huge roles. A well-cared-for Mercedes Sprinter with a high-end conversion might fetch a pretty penny, while an older, more basic conversion on a less desirable van model might not have the same appeal.

Customization: A Double-Edged Sword

Here's the thing – customization is a double-edged sword. What's perfect for you might not suit someone else's taste or needs. Your handcrafted mahogany cabinets and solar-powered espresso machine? They're awesome, but not everyone might be willing to pay extra for them.

The Market: It's All About Timing

The market also matters. Van life has seen a surge in popularity, which means the demand for converted vans has spiked. Selling during a high-demand period could mean a better resale value. Conversely, if the market's saturated or interest wanes, the value could drop.

Pricing It Right

When selling, it's crucial to strike a balance. You've got to factor in the cost of the original van, the money and time you've put into the conversion, and the current market. It's not always about making a profit; sometimes, it's about finding someone who values the lifestyle and effort that's gone into creating a mobile haven.

7. All About the Amenities

We're not just talking a bed and a steering wheel. What about a heater for chilly nights? A fridge for cold drinks on hot days? List out what you can't live without, and make sure your van checks those boxes.

Here's a table outlining some essential amenities for van life, along with their descriptions:

Amenity	Description
Bed/Sleeping Area	A comfortable sleeping space, possibly foldable or convertible to save space.
Kitchenette	A compact kitchen area with a stove, sink, and fridge.
Storage Solutions	Efficient use of space for storing clothes, food, and other essentials.
Solar Power System	Solar panels and batteries for off-grid power supply.
Water System	Water storage tanks, pumps, and plumbing for a sink or shower.
Heating and Cooling	Heating system for colder climates and cooling options for warmer areas.
Toilet Facilities	Portable or built-in toilet facilities for convenience.
Internet Connectivity	Wi-Fi or mobile data solutions for staying connected.
Ventilation	Roof vents or fans to maintain airflow and manage temperature.
Insulation	Proper insulation to keep the van comfortable in varying weather conditions.

8. Safety and Security: Your Peace of Mind

Staying safe is no joke. Check for safety features, and think about how you'll keep your stuff secure. It's about feeling safe enough to sleep soundly at night.

Here's a table highlighting some key safety products for van life, their purposes, and estimated prices:

Product	Purpose	Estimated Price (\$)
GPS Tracker	Tracks the van's location in case of theft or loss.	\$100 - \$300
Carbon Monoxide Detector	Detects harmful carbon monoxide levels, crucial for vans with cooking/heating inside.	\$20 - \$50
First Aid Kit	Essential for handling minor injuries or emergencies.	\$20 - \$100
Fire Extinguisher	For immediate response to fires, a must-have in any vehicle.	\$20 - \$50
Security Alarm System	Enhances security against break-ins or theft.	\$100 - \$300
Motion-Sensor Lights	Illuminates the area around the van when movement is detected, deterring potential intruders.	\$30 - \$100
Rear View Camera	Assists in safe parking and reversing, especially important for larger vans.	\$100 - \$200
Window and Door Locks	Secures doors and windows, essential for safety when parked.	\$20 - \$100
Emergency Roadside Kit	Contains tools and supplies for common roadside issues.	\$30 - \$100
Portable Safe	Safeguards valuable items like passports, cash, or small electronics.	\$50 - \$150

These products are essential for ensuring safety and security while living in a van. From tracking and securing the van to personal safety and emergency preparedness, each item plays a crucial role in creating a safe living environment on the road. Investing in these products is a wise decision for any van lifer looking to protect themselves and their mobile home. 🚐🔒🚨

9. The Nitty-Gritty: Legal and Insurance Stuff

Yeah, it's boring, but it's gotta be done. Understand the legal side of van life and get the right insurance. It's like a safety net – you hope you won't need it, but you'll be glad it's there if you do.

Insurance Needs for Van Life

1. **Vehicle Insurance:** This is a must-have. It covers accidents, theft, and damage to your van. Make sure it covers your van as a dwelling if you live in it full-time.
2. **Contents Insurance:** Similar to homeowners' insurance, it covers the items inside your van – from electronics to personal belongings.
3. **Breakdown Cover:** Essential for roadside assistance in case your van breaks down.
4. **Health Insurance:** Don't overlook personal health insurance, especially if you're traveling far from your usual healthcare providers.
5. **Travel Insurance:** If you're crossing borders or venturing into different countries, travel insurance can cover emergencies, trip cancellations, and more.
6. **Liability Insurance:** This can be crucial if someone gets injured in or around your van, or if you accidentally cause damage to property.

Legal Issues: Parking and Living

1. **Parking Regulations:** Laws about where you can park overnight vary greatly. Research local laws in each area you visit. Many cities have restrictions on street parking, especially for oversized vehicles.
2. **Campground Stays:** Many campgrounds allow van lifers, but they usually have a fee and may have restrictions on the length of stay.
3. **Public Lands:** In some countries, like the USA, you can legally camp on public lands (like national forests and BLM land) for free, but there are rules to follow.
4. **Private Property:** Parking on private property without permission is generally illegal. Always get consent from the property owner.
5. **Urban vs. Rural:** Urban areas tend to have stricter parking and living regulations compared to rural areas.

6. **Time Limits:** Some areas have time limits on how long you can park in one spot, even in legal parking areas.
7. **Zoning Laws:** These laws can affect where you can legally live in your van. Some areas classify living in a vehicle as homelessness and have laws against it.
8. **RV Parks and Campsites:** These are often the safest legal options for parking and living in your van, though they come with a cost.

Navigating the Lifestyle

Staying informed and compliant with insurance requirements and legal issues is crucial for a stress-free van life experience. Always do your research ahead of time, especially when entering new areas, to avoid fines and legal complications. Remember, the freedom of van life also comes with the responsibility of understanding and adhering to these regulations. 🚐 📄 🗑️

10. Join the Club: Community and Support

Lastly, you're not alone in this! The van life community is huge and super helpful. Got questions? Need tips? Reach out. Sharing is caring, after all.

Here's a table listing the top 10 community websites for van lifers, highlighting their focus, features, and primary audiences:

Website	Focus/Features	Primary Audience
VanLifeForum.com	General discussions, advice, and meetups for van lifers.	Van lifers of all levels
TheSprinterCamper.com	Specifically for Sprinter van enthusiasts with guides and tips.	Sprinter van owners
VanDwellers.org	A community for sharing experiences and tips on van dwelling.	Experienced and novice van dwellers
ProjectVanLife.com	Resources, stories, and a marketplace for van life essentials.	Van life enthusiasts

Website	Focus/Features	Primary Audience
VanLifeDiary.com	Personal stories and advice from experienced van lifers.	Individuals seeking personal van life stories
VanClan.co	News, reviews, and tips for van life culture and products.	Van life culture and product enthusiasts
Reddit - r/vandwellers	A subreddit dedicated to van dwelling with a large community.	Diverse group of van dwellers
VanLifeMagazine.co	Articles, guides, and inspiration for the van life community.	Van lifers seeking inspiration
OutboundLiving.com	Tips, gear reviews, and stories for those living the van life.	Outdoor and travel enthusiasts
VanLifeAdventure.com	Guides, tips, and resources for starting and enjoying van life.	Newcomers to van life

These websites offer a wealth of resources, from practical advice and product reviews to inspiring stories and community support. They cater to a range of interests within the van life community, making them valuable go-to hubs for anyone embarking on or already living this unique lifestyle. 🚐 💻 🌍